

16" Heavy Duty



U.S. Patent 6,502,414
 U.S. Patent 6,223,548
 U.S. Patent D 362905



16" 1/2 HP, Direct Drive HEAVY DUTY Cools 900 s.f.







- Heavy Duty 1/2 HP motor.
- Durable one-piece molded plastic polyethylene housing
- 3/4" garden hose connection supplies water
- Flexible capabilities for ducting
- Unit & water supply are both portable
- Operate for pennies a day, a fraction of the cost of standard air-conditioning
- Environmentally friendly with efficient / effective resource use
- Cooling is accomplished naturally through the process of evaporation without the use of harmful refrigerants
- Energy Efficient motor and pump. Total running current is 4.32 amps.
- Long-term dependability plus almost maintenance-free operation
- U.L. Listed (electric models) in U.S. and Canada.

16" 1/2 HP HEAVY DUTY UNIT SPECIFICATIONS

	Three Speed
Air Delivery CFM	2,500 / 3,280 / 3,900
Fan Motor	1/2hp / 110v / 3.4 amp
Pump	1/70hp / 115v / 0.92 amp
Water reservoir	3 gallons
Dimensions	30.5"h x 37.5"w x 22"d
Unit weight	70 lbs.
Shipping weight	80 lbs.
Box Size	31.5"h x 38"w x 23"d
Cooling Capacity	900 sq. ft.

Stock # PAC2K163SHD

Accessories for 16" Heavy Duty Unit

	Vinyl Cover	PAC-CVR-02	Cover for 16"
	Cart	PAC-ACC-30	for 16" Unit. (16" unit not included)
	Adapter	PAC-ADP-16	Ducting Attachment (16" unit not included)
	Filter Frames	PAC-FRAME	Pkg. Includes frame & filter
	Replacement Filters	PAC-FILTER	Pkg. Includes 3 filters
	MK-47 (mineral treatment)	MK-47-CS	Carton of 6 bottles.